



330/2L



536/L



645/L

*Week End*



Spa Range

# Contents

---

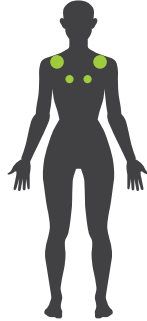
Massage solutions.....	4
Easy & fun .....	5
Mymusic audio system .....	5
Colours .....	6
Light my mood .....	6
Plug & play .....	7
Saving energy .....	7
Your clear advantage .....	8
Strength and beauty .....	9
The secret of longevity .....	9
330/2L .....	10
536/L .....	12
645/L .....	14

# *Week End*



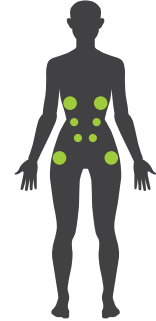
# Massage solutions

Using a **Week End Spa** is fun for everyone, but our designers also take the therapeutic benefits very seriously too. That's why we've added some clever innovations to our massage jets.



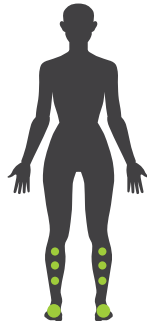
## Neck & shoulders massage jets

We've designed special downward facing neck and shoulder jets for the ultimate stress relief massage. Each contour of this intensive massage seat matches your body shape so that every one of the many jets provides a perfect hydro-massage experience. Each seat in a **Week End Spa** is equipped with a different jet arrangement so everybody can find their favourite.



## Lower massage jets

Enjoy the ultimate massage experience. Thanks to the ergonomically designed massage jets located on the lower sides of the seats. They help reduce the appearance of cellulite.



## Calf massage jets

All of our lounge models have calf massage as a standard function. The ergonomic design of the jets ensures perfect relaxation for your leg muscles.

*The Week End Spa range is specially optimised to provide class leading effective and comfortable massage at an affordable price and low running costs.*



# Easy & fun

Our new Spa control panels make easy work of controlling all the functions in your **Week End Spa**.

A large screen displays the bathing temperature, and simple fingertip touch pads allow easy adjustment of all the Spa's features including temperature, jets, lighting etc.

Every **Week End Spa** model is equipped with a latest generation of solid state panels and controllers which have no moving parts to ensure our Spas are super reliable, dependable and easy to operate.




645/L



330/2L, 536/L

# Mymusic audio system (optional)

Play music wirelessly via a Bluetooth enabled smartphone or MP3 device. Control music directly from the Bluetooth enabled device. MYMUSIC waterproof, marine stereos are designed and built to withstand the harsh conditions associated with use in Spa applications.



# Colours

## Spa shell colours



The colour on a **Week End Spa** shell can never wear or fade as its actually part of the shell itself. An occasional wipe over will restore its lustre and even scratches can be easily removed. Our exclusive and contemporary "Polar" colours will tone with any garden, whether contemporary or traditional.



## Weatherproof, maintenance free cabinet

Every **Week End Spa** comes as standard with our award winning maintenance free cabinet. The simply stunning finish is impervious to environmental attack such as ultra violet, rain, frost etc, just an occasional wipe over will keep your **Week End Spa** looking as good as new for years into the future.

The European chic of our Driftwood cabinet has been carefully selected to blend with and compliment any garden, whether contemporary or traditional.



Shelve in snow white till end of stock, new production in sterling silver



Cabinet with vertical wooden slat till end of stock, new production with horizontal wooden slat

# Light my mood

## Week End Spas all come with built in colour therapy lighting as standard

Did you know that colours affect our moods?

The ancient art of Chromotherapy has been practiced since early Egyptian times and now, our super bright led lighting technology has brought it right into the 21st century. Based on 4 colours it can be set to a particular colour, or gently fade through the entire spectrum.

Each individual colour will subtly influence our mood, so when used in conjunction with the hydro-massage it forms part of our overall Week End Spa wellness program.

*The Week End Spa moodlighting system is based on these 4 colours each are reputed to help with the particular conditions below:*



# Plug & play (330/2L, 536L)

The simplest way for installing the Spa

The type of electrical connection is different between the 3 models. Our 330/2L and 536/L models feature our Plug & Play system. A 3m electrical cable is already installed with a Circuit Breaker built in so you can connect straight to an outdoor socket. Our 645/L model needs to be wired direct to a mains source by a qualified electrician.

*Standard: 330/2L, 536/L*

*Not available: 645/L*

## FEATURES:

- For outdoor use: IP54
- Two pole switch-off
- Rated voltage: 230V
- Rated current: 16A
- Nominal differential current: 30 mA



**Plug & Play:  
Make it easy**



# Saving energy

Effective insulation is extremely important to keep running costs to a minimum. Our unique **Week End Spa** "Reflective Thermal Barrier" (RTB) insulation bounces waste heat back into the plumbing, whilst keeping out the colder outer air. We've even built this system into the Spa's cover to reflect rising heat back into the water.

This integrated system means a **Week End Spa** is exceptionally economical to own. Many Spa manufacturers still use discredited spray foam insulation whilst, a few even still mount the Spa equipment, outside the Spa cabinet. These old legacy systems are outdated and expensive to run plus they damage our environment.

The Spa heatmap picture here is an infrared image. The person's face is red, indicating a high heat loss, whilst the pastel green and blues of the **Week End Spa** indicate a very low heat loss as almost all the heat is kept inside the Spa and cabinet.



The Week End Spa Spa produced excellent results in the heatmap test. The temperature of the water in the Spa visible in the picture is 35 °C, while that of the outer covering and the thermal cover is merely 4 °C. The outdoor temperature is -5 °C.



## More energy saving with the polyfoam insulation on Spa floor and cabinet inside.

*Advantages Very long lasting- constant Lambda value.*

Safe, non-toxic, non allergen, no condensation, no bacteria, clean, odourless material, no smell, no fogging. Flexible and light weight material. Saves resources, very good insulation properties. CFC free!

# Your clear advantage

The **Week End Spa** multi-stage filtering and conditioning system is designed to provide exceptionally high quality crystal clear bathing water. Our cartridge micro filter removes tiny particles that could cloud the water. We also include a high quality Ozonator or UV-C for additional water quality.

## UV-C water sanitization (645L)

Our exclusive UV-C water sanitization is light, compact and very powerful. Using just a tiny amount of power, it will silently, safely, and automatically treat the entire Spa bathing water, many times each day, ensuring crystal clear, natural quality bathing water for you and your family, whilst minimizing the use of additional sanitizers.



### Advantages:

- Ensures fresh, clean and clear water
- Disinfects water efficiently and safely
- Bound chlorine is broken down by UV-C light
- Protects your water from germs
- Can reduce the use of chlorine and other chemicals by up to 80%
- Prevents the smell of chlorine and avoids irritation of the skin and eyes (red eyes)
- The lamp has a UV-C output of 11 Watt
- Simple maintenance

## Ozone generator (330/2L - 536L)

This device produces ozone which when mixed with water is a powerful oxidant that helps to destroy bacteria, viruses, and algae that could be present in the water. In addition the microban antimicrobial material within the shell helps to shrug off contaminants and force them to be drawn into the filter.



### Advantages:

- Reduces the need for caustic chemical sanitizers by 60-90%
- Only by-product is oxygen
- Highly effective sanitizer – kills up to 99% of dangerous germs, bacteria and viruses
- Eliminates oils, lotions and other contaminants resulting in crystal clear water
- 100% natural and biodegradable



*Week End Spa  
Cleaning Tip:  
Please thoroughly  
clean the filter  
weekly. Ask for Spa  
accessory details*



# Strength as beauty



eco-friendly  
technology

The sculptured soft curves, deep seats, and legroom of a **Week End Spa** are more than just good ergonomics and style. The really clever detail is hidden within the Spa shell out of sight where our industry leading technology adds exceptional safety, strength, durability, and longevity to every **Week End Spa** we sell.

Antibacterial material used extensively in plastic kitchenware such as cutting boards to guard against bacteria which cannot be cleaned away and lasts for the life of the product, is also inside all our **Week End Spa** acrylic shells for the same reason.


Beneath the top surface are 3 more layers of specially formulated high technology polymer coatings to stiffen and insulate each **Week End Spa** shell. This ground breaking system is so advanced it needs robots to apply it. This produces a super strong, eco neutral, bio degradable, totally safe Hot Tub shell that will protect both your investment and your family for many years into the future.

(645/L only)

6,3 mm acrylic outer surface with antimicrobial treatment. (645/L and new 330/2L and 536/L models)  
4 mm acrylic outer surface (for old 330/2L, 536/L)

ABS polymer layer to further increase impact resistance and strength.

Medium density robotically applied polyurethane for added strength plus acoustic and thermal insulation.  
The cushioned no-stress support pads are embedded into this layer.



## Why a Week End Spa shell is better?

Super quiet operation because the sound insulation is actually part of the shell – not just a sprayed on afterthought.

Industry leading insulation properties, the entire shell is insulated therefore insulates the system reducing energy costs and saving money!

One of the industries best shell warranties for years to come...



Eco friendly – Our **Week End Spa** shells are ultimately bio-degradable and hazard neutral. We are proud of our industry leading technology in producing genuinely clean, green products from Europe's most modern Hot Tub factory.




## The secret of longevity

A house is only as strong as its foundations – we use the same principle to build a Week End Spa.

### SHELL SUPPORTS

Special pillars support the Spa shell and evenly distribute the bather load across our foundation Spa base.

These key components form the integrated build system of a **Week End Spa** and ensure exceptional longevity and durability for your investment in our brand.



### REINFORCED ABS POLYMER FLOOR PAN

The floor pan is the foundation upon which we build our Spas. The sides extend 100 mm upwards to form a moisture and insect proof barrier. It is completely covered with our RTB insulation to prevent valuable waste heat being drawn out by the "cold sink effect" of damp ground.



# 330/2L

200 x 150 x 78 cm | 3 person | 30 Jet

Unique massage experience combined with Space-saving solutions. Our latest product with its many exciting innovations is now here for your pleasure. The two lounge seats featuring 24 massage jets of different design and functionality provide you with the ultimate Spa experience. Get immersed in this carefully designed and crafted Hot Tub to relieve yourself of a multitude of daily aches and pains and let the underwater led lighting system have a positive effect on your soul.



**Week End**



**Plug & Play:  
Make it easy**



#### Easy 4 control panel

The 330/2L is equipped with the very latest solid state control system for total reliability and ease of use.



#### Two loungers!

Two loungers and one seat provide an exceptional hydro-massage experience for 3.



#### Calf massage

All of our latest models have calf massage as a standard function. The ergonomic design of the jets ensures perfect relaxation for your leg muscles.



#### Chromotherapy

The exclusive on-demand colour therapy moodlighting, includes 10 water line led point lights within the bathing area.




**30**

Total number of jets



**O<sub>2</sub>**

Water disinfection with ozone



Shelve in snow white till end of stock, new production in sterling silver

## GUARANTEE

5 Year	for shell structure
3 Year	for shell surface
2 Year	for equipment (1 Year on UV-C Bulb)
2 Year	on Spa Cover

(Full Warranty details available on request)

**Technical data****330/2L**

Dimensions	2000 x 1500 x 780 mm
Total number of jets	30
Total number of bathers	3
Lounger	2
Seat	1
Water volume	498 L
Colour	Winter white
Spa cover	Dark gray
Cabinet colour	Brushed grey
Sound system	Optional, Mymusic 2.0
Plug&Play	Yes
Control system	Gecko Y2+Easy4
Chromotherapy lighting	10 x 1 LED
Water sanitization	Ozonator
Power requirement	230/50Hz (1x16A)
Hydro massage pump	1x2HP (2 speed)
Filter	1 Superfine Paper Filter (33 ft <sup>2</sup> )
Heating unit	2 KW
Headrests	2
Air inlet regulator	3
Insulation	1 cm polyfoam insulation with thermal mirror film
Weight: Dry / Filled (approx.)	-250 kg/ -748 kg



# 536/L

215 x 190 x 85 cm | 5 person | 36 Jet

Easy work of controlling all the functions even in this large Spa! Our new model offers a wide range of exciting innovations tailored to your individual needs. The calf massage jets in the lounge seats provide perfect relaxation and muscle stretch. Enjoy a complete body massage in your own home with family and friends. While relaxing in your Spa the ergonomically designed massage jets located on the lower sides of the seats can help reduce the appearance of cellulite.

**Week End**



**Plug & Play:  
Make it easy**



**Easy 4 control panel**

The 536/L is equipped with the very latest solid state control system for total reliability and ease of use.



**Calf massage**

All of our latest models have calf massage as a standard function. The ergonomic design of the jets ensures perfect relaxation for your leg muscles.



**Step in**

Safe step-in at any time. With this new model stepping in and out is more comfortable than ever before. The ribbed surface makes your moves safe in order to avoid slipping.



**Lower massage**

Anti-cellulite massage: Providing the ultimate massage experience, thanks to the ergonomically designed massage jets located on the lower sides of the seats.



**Chromotherapy**

The exclusive on-demand colour therapy moodlighting, includes 14 water line led point lights within the bathing area.



**36**

**Total number of jets**



**O<sub>2</sub>**

**Water disinfection with ozone**



Shelve in snow white till end of stock, new production in sterling silver

## GUARANTEE

- 5 Year** for shell structure
- 3 Year** for shell surface
- 2 Year** for equipment (1 Year on UV-C Bulb)
- 2 Year** on Spa Cover

(Full Warranty details available on request)

**Technical data****536/L**

Dimensions	2150 x 1900 x 850 mm
Total number of jets	36
Fountain jets	2
Lower massage jets	2
Total number of bathers	5
Lounger	1
Seat	4
Water volume	713 L
Colour	Winter white
Spa cover	Dark gray
Cabinet colour	Brushed grey
Sound system	Optional, Mymusic 2.0
Plug&Play	Yes
Control system	Gecko Y2+Easy4
Chromotherapy lighting	14 x 1 LED
Water sanitization	Ozonator
Power requirement	230/50Hz (1x16A)
Hydro massage pump	1x3HP (2 speed)
Filter	1 Superfine Paper Filter (33 ft <sup>2</sup> )
Heating unit	2 KW
Headrests	3
Air inlet regulator	5
Diverter	1
Insulation	1 cm polyfoam insulation with thermal mirror film
Weight: Dry / Filled (approx.)	~280 kg / ~ 993 kg



# 645/L

215 x 215 x 91 cm | 6 person | 45 Jet

Our largest model is designed and engineered to bring luxurious Spa experience to your home. With its 6 seated design this model clearly stands out from average massage Spas. The 45 jets provide the ultimate massage experience all the time while the UV disinfection technology protects your water from germs and bacteria. Choose our 645L model and enjoy the many additional built in functions in order to enhance the individual Spa experience for a long time.



**Week 'End**

*It has been designed  
for family and friends*



#### Easy 4 control panel

The 645/L is equipped with the very latest solid state control system for total reliability and ease of use.



#### One loungers!

One lounger and five seats provide an exceptional hydro-massage experience for 6.



#### Calf massage

All of our latest models have calf massage as a standard function. The ergonomic design of the jets ensures perfect relaxation for your leg muscles.



#### Lower massage

Anti-cellulite massage: Providing the ultimate massage experience, thanks to the ergonomically designed massage jets located on the lower sides of the seats.



#### Chromotherapy

The exclusive on-demand colour therapy moodlighting, includes 16 water line led point lights within the bathing area.



**45**

Total number of jets



**UV**

Water disinfection with UV



## GUARANTEE

5 Year	for shell structure
3 Year	for shell surface
2 Year	for equipment (1 Year on UV-C Bulb)
2 Year	on Spa Cover

(Full Warranty details available on request)

**Technical data****645/L**

Dimensions	2150 x 2150 x 910 mm
Total number of jets	45
Fountain jets	2
Lower massage jets	2
Total number of bathers	6
Lounger	1
Seat	5
Water volume	883 L
Colour	Sterling Silver
Spa cover	Dark gray
Cabinet colour	Brushed grey
Sound system	Optional, Mymusic 2.0
Plug&Play	Not available
Control system	Gecko Y3+Easy4
Chromotherapy lighting	16 x 1 LED
Water sanitization	UV-C
Power requirement	230/50Hz (1x32A)
Hydro massage pump	1x2HP + 1x2HP (2 speed)
Filter	1 Superfine Paper Filter (33 ft <sup>2</sup> )
Heating unit	3 KW
Headrests	3
Air inlet regulator	6
Diverter	1
Insulation	1 cm polyfoam insulation with thermal mirror film
Weight: Dry / Filled (approx.)	~330 kg / ~ 1213 kg





# *Week End*



The pictures in the catalogue are for illustration purposes only.  
The publisher reserves the right to change specifications without prior notice.

